


NLN ANNUAL SURVEY OF SCHOOLS OF NURSING HIGHLIGHTS 2022-2023

NURSING STUDENTS



BASIC RN PROGRAM STUDENTS BY GENDER

Female.....	85.2%
Male.....	14.2%
Transgender, genderqueer, or gender nonbinary.....	0.1%
Unknown.....	0.5%

BASIC RN PROGRAM STUDENTS BY AGE

UNDER 25...54%

AGES 26-30...22.3%

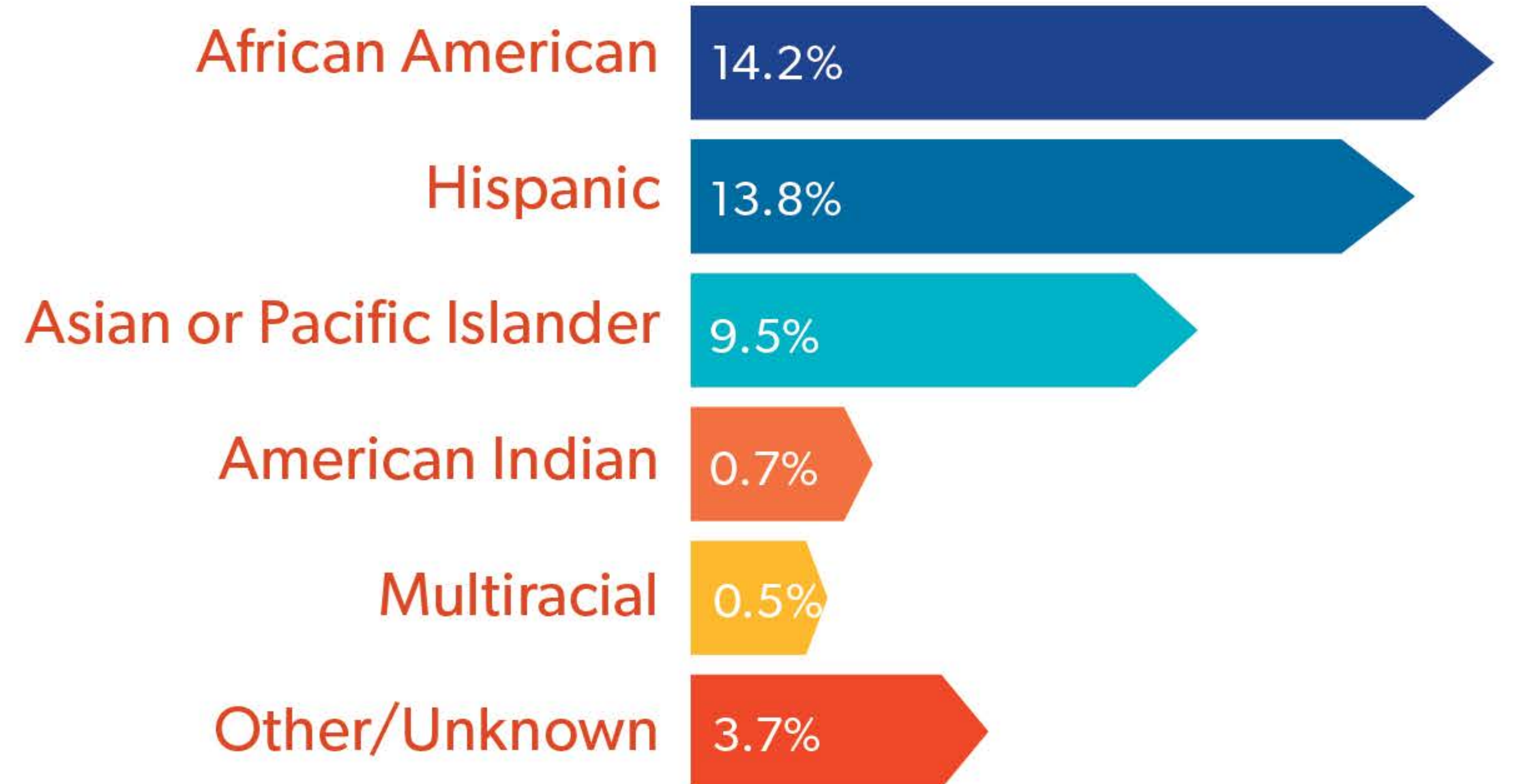
AGES 31-40...16.4%

AGES 41-50...6%

AGES 51-60...1.2%

AGES 61 & OLDER...0.1%

UNDERREPRESENTED STUDENTS ENROLLED IN BASIC RN PROGRAMS BY RACE



STATUS OF APPLICATIONS TO BASIC RN PROGRAMS



QUALIFIED APPLICATIONS TURNED AWAY FROM NURSING PROGRAMS

PN/VN.....	1,854 (9%)
ADN.....	13,832 (19%)
DIPLOMA.....	210 (12%)
BSN.....	21,235 (15%)
BSRN.....	2,331 (6%)
MSN.....	768 (17%)
PHD.....	70 (12%)
DNP.....	1,919 (16%)
OTHER DOCTORATE.....	137 (27%)


NLN ANNUAL SURVEY OF SCHOOLS OF NURSING HIGHLIGHTS 2022-2023

FACULTY VACANCIES AND SALARIES

836 FACULTY VACANCIES FOR NURSING PROGRAMS

77%
of schools plan to hire new faculty


REASONS FOR HIRING CHALLENGES



33.3%
not enough qualified faculty



38.4%
not able to offer competitive salaries



28.3%
jobs are less attractive, not in budget, or other



81.2%
of schools experience difficulty in recruiting and hiring

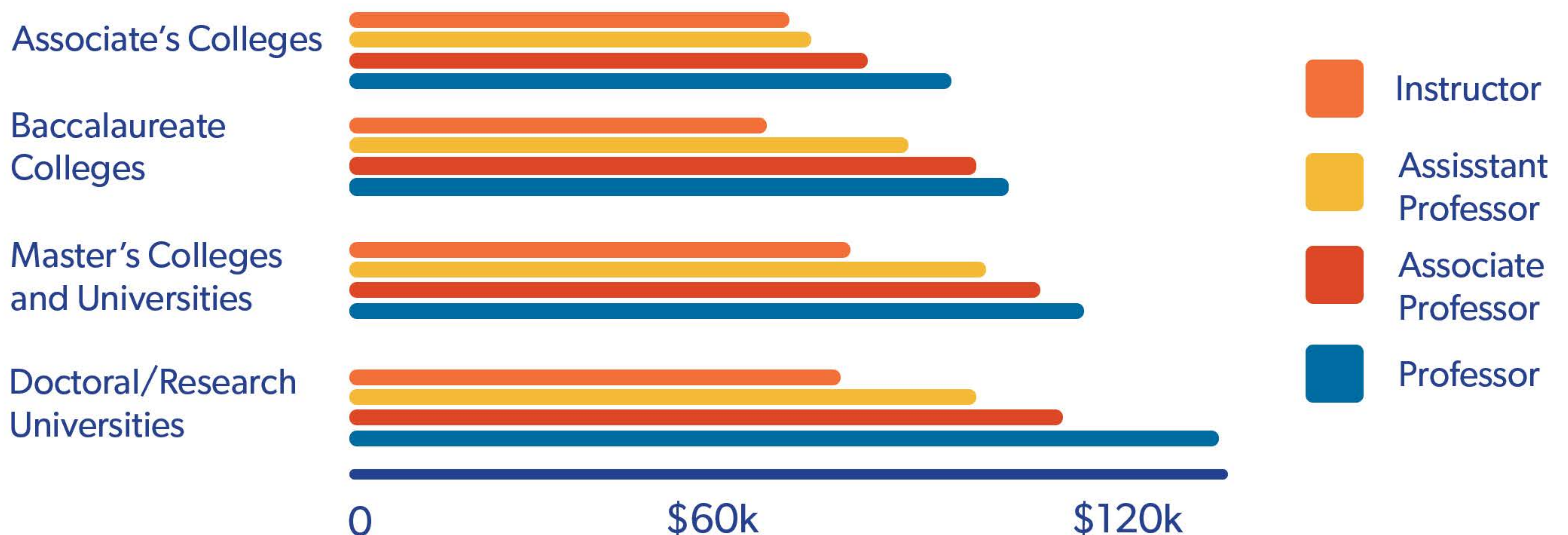
CREDENTIALS OF FULL-TIME NURSE EDUCATORS BY QUALIFICATION

50.9%
DOCTORAL DEGREE

45%
MASTER'S DEGREE

4.1%
BACHELOR'S DEGREE

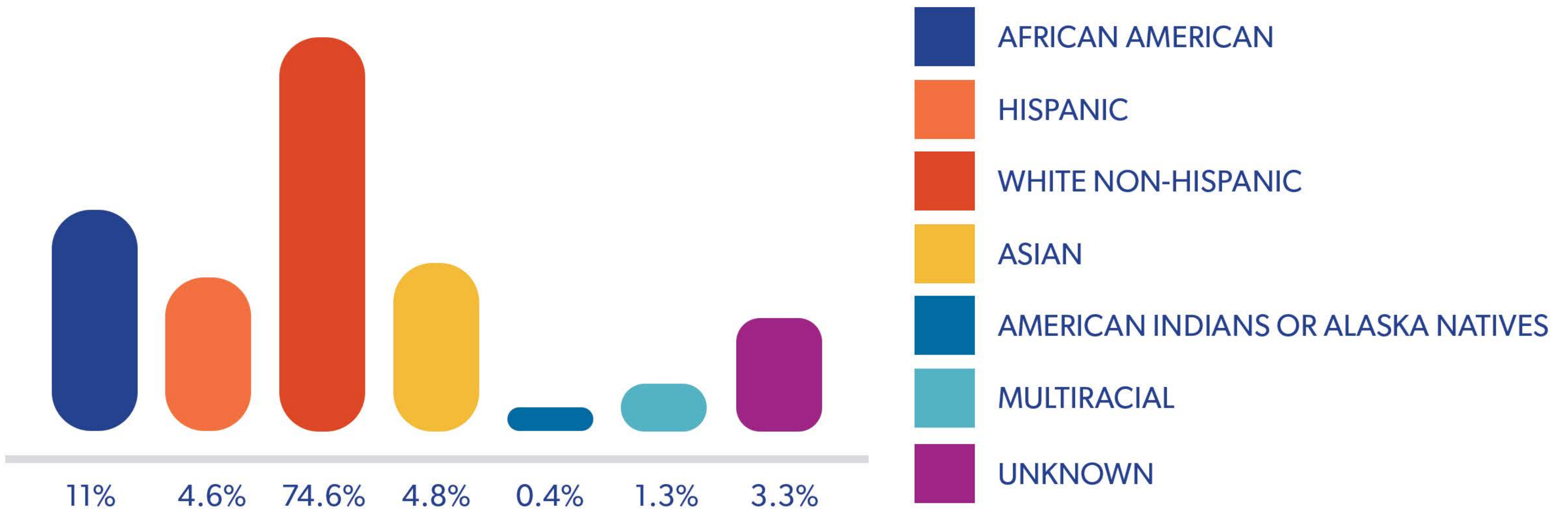
Figure 1. Average Salaries of full-time nurse educators by rank and Carnegie Classification, 2023 (9-month appointment).



Note: The data presented in this report were provided by 37 percent of 980 NLN member schools invited to complete the survey (n = 364)

NLN ANNUAL SURVEY OF SCHOOLS OF NURSING HIGHLIGHTS 2022-2023

WHO ARE THE FULL-TIME NURSE EDUCATORS?

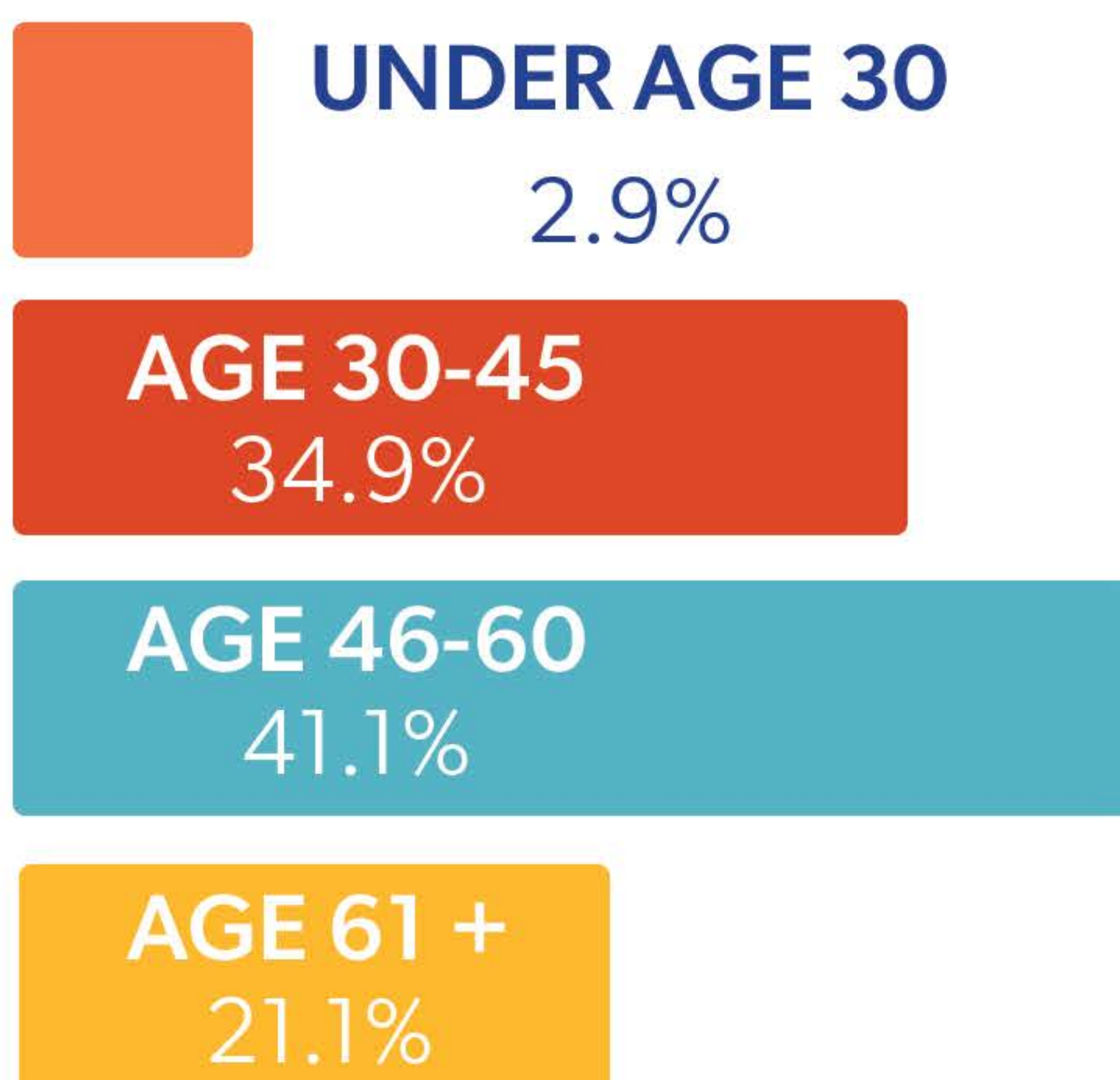


FULL-TIME NURSE EDUCATORS BY GENDER

MALE.....	8.23%
FEMALE.....	91.64%
TRANSGENDER, GENDERQUEER, OR GENDER NONBINARY.....	0.1%
UNKNOWN.....	0.03%



FULL-TIME NURSE EDUCATORS BY AGE



NURSE EDUCATORS BY TENURE STATUS

